

# CPT: Semi-Advanced

Presented by  
Diane Lemire, MHA, RHIA, CCS, I10 Trainer  
The LE Myre Co  
For the TxHIMA Convention, June 2011

---

---

---

---

---


---

---

---

## Agenda

- Let's review the Basics
  - Skin
  - Musculoskeletal
  - Medicine – IVs, heart caths
- Semi-advanced, recent CPT Assistants




---

---

---

---

---

---

---

---

## Pre Review Questions

- Patient with a 3cm laceration of arm & a 1.5 laceration of chin. Both closed with simple sutures, one with staples.
- Patient with 3 benign lesions of the back. Excised – 2 closed with simple sutures and one with intermediate sutures. The 3 lesions are 2cm, 3 cm and 4 cm.

---

---

---

---

---

---

---

---

### Pre Review Questions

- Patient has 3 benign lesions of the upper leg removed with laser.
- Fracture of distal fibula; closed reduction with splint, short leg.
- Deep laceration of thigh cut by broken glass, explored and debrided 5cm.

---

---

---

---

---

---

---

### Answers:

How did you do?



- Let's review, just in case, especially if your going for certification
- And of course to do your job even better
- And if its been awhile since you've done CPT

---

---

---

---

---

---

---

### CPT

- Is all about the technique
- Is about reimbursement (doctor's wrote it)
- Is about one incision & what is done in it

---

---

---

---

---

---

---

## Skin

- Suturing – debride/artery/complex
- Lesion removal – measurements/graft
- Destruction (is not Excision)
- Debridement
- Burns



---

---

---

---

---

---

---

---

## Musculoskeletal

- Exploration wounds
- Scopes – 298XX
- Back surgery approaches
- Biopsies –depth



---

---

---

---

---

---

---

---

## Musculoskeletal

- Fracture treatment – unlisted
- Bunions
- Casts/splints/immobilizers

---

---

---

---

---

---

---

---

## Separate Procedures

- (separate procedures)
  - use 59 modifier or
  - delete the code
- how strong is the documentation?

---

---

---

---

---

---

---

---

## Other System Procedures

- Respiratory – lung, sinuses
- Pacemakers – do the removal
- Endovascular – what is it?



---

---

---

---

---

---

---

---

## Other System Procedures

- Interventional radiology/surgery; orders
- CVP see p.199; tunneled, periph vs central, ports
- \* **Anatomy is key; Google, get an A&P book & the Coder's Desk Reference**

---

---

---

---



---

---

---

---

### Other System Procedures

- Dental – 41899, HCPCS level II 
- Drainage, fistula, excision of what – be specific, anatomically – I10
- EGD & colonoscopies; lots of 59s & edits 
- “cm” are key – rectal, anal, colon

---

---

---

---

---

---

---

---

### Other System Procedures

- Urology – RT, LT, bilateral
- Scope (transurethral) vs open
- DVIU – against prostate or not

---

---

---

---


---

---

---

---

### Other System Procedures

- Nervous system; stereotaxis
- NS – inject, drain or aspirate 
- Eye parts; anterior & posterior segments, adnexa, conjunctiva

---

---

---

---

---

---

---

---

### Other System Procedures

- Ear; external, middle and inner
- Operating microscope
- Radiology & lab



---

---

---

---

---

---

---

### Other System Procedures

- Medicine; PTCA, stents, pacemaker, heart cath
- Injections/infusions? sequential, concurrent, stop/start times



---

---

---

---

---

---

---

### Did you know? CPT Assistant

- Skin
  - treatment for congenital hemangiomas (17106-17108)  
vs. laser destruction (17110-17111)
  - Versajet? To debride an ulcer  
97597 in Wound Management, Medicine Section

---

---

---

---

---

---

---

### Cutaneous Vascular Proliferative Lesions



---

---

---

---

---

---

---

---

### Did you know?

■ Respiratory

-- thoracentesis + pleural catheter + cuff?  
32550 only

-- submucosal cautery/ablation of inferior  
turbinate(s) unilateral or bilateral &  
outfracturing 30802, 30930

---

---

---

---

---

---

---

---

### Did you know?

■ Digestive

-- J tube replacement No - 44015  
-- G tube replacement 49450 or 49440  
-- tonsils, palatal implants, & RF  
reduction of the uvula 42836/42299

---

---

---

---

---

---

---

---

### Did you know – FYI?

- Unlisted px
- 1) 2 or more px that require the same unlisted code, should only be reported once
  
- 2) when 2 or more px require the use of more than one unlisted code for different anatomic locations, then the unlisted code can be reported for both

---

---

---

---

---

---

---

---

### Did you know?

- Digestive

-- excision rectal tumor, transanal

New codes: 45171 and 45172

\*full vs partial thickness, with or without removal of muscularis propria

---

---

---

---

---

---

---

---

### Did you know?

- Musculoskeletal

- lumbar medial branch blocks, levels for L3, L4 and L5 - use 3 codes?
- air splints = strapping of knee code



---

---

---

---

---

---

---

---

### Air Splints



---

---

---

---

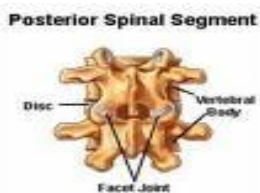
---

---

---

---

### Joint Facets and Nerves



---

---

---

---

---

---

---

---

### Musculoskeletal

-- decompression, multiple levels

? Code 62287 more than once for more than one session if decompression is performed on more multiple spinal levels?

---

---

---

---

---


---

---

---

**Did you know?**

- Other; Urology, Nervous System, Vascular
  - scar injections? into skin not muscle for postmastectomy pain
  - urography through cystoscope
  - chemodenervation with botox – many injections, multiple body sites



---

---

---

---

---

---

---

---

**Did you know?**

- Auditory
  - vent tube without general anesthesia? 69424
- Vascular
  - ablation of veins; 36475, 36476 for 3 veins

---

---

---

---

---

---

---

---

**So what does this all mean?**

- Need to keep yourself updated
- Need to use an A&P book or the Internet searches
- Don't wait for someone else to inform you

---

---

---

---

---

---

---

---

# THANK YOU!

Any questions?



Diane Lemire  
The L.E. Myre Co  
209.883.1862  
lemire1051@earthlink.net

---

---

---

---

---

---

---

---

## Answers to Pre Review Questions

- Two codes; staples are same as sutures don't add together
- Lesions; 3 separate codes for back + One closure – for the intermediate
- Destruction & excision codes are entirely different; 3 lesions =

---

---

---

---

---

---

---

---

## Answers to Pre Review Questions

- Fx reduction + splint, only code reduction
- Laceration repairs include suture of artery, exploration & debridement

---

---

---

---

---

---

---

---